

Force Engineering & Testing

19530 Ramblewood Drive
Humble, Texas 77338
Phone: (281) 540-6603 FAX: (281) 540-9966
Website: www.forceengineeringtesting.com

Product Evaluation Report

GOLDIN METALS, INC.

1" Nail Strip, 24 Ga. 16" Wide Roof Panel over Plywood

Florida Product Approval # 28362.3 R2

Florida Building Code 2020

Per Rule 61G20-3

Method: 1 –D

Category: Roofing

Subcategory: Metal Roofing

Compliance Method: 61G20-3.005(1)(d)

NON HVHZ

Product Manufacturer:

**Goldin Metals, Inc.
12440 Seaway Road
Gulfport, MS. 39503**

Engineer Evaluator:


**Johnathan Green, P.E. #88223
Florida Evaluation ANE ID: 12901**

Validator:

Brian Jaks P.E. #70159

Contents:

Evaluation Report Pages 1 – 4



DEC 15 2020

THIS ITEM HAS BEEN
DIGITALLY SIGNED AND
SEALED BY JOHNATHAN
GREEN ON THE DATE
ADJACENT TO THE SEAL.

PRINTED COPIES OF THIS
DOCUMENT ARE NOT
CONSIDERED SIGNED AND
SEALED AND THE
SIGNATURE MUST BE
VERIFIED ON ANY
ELECTRONIC COPIES.



Compliance Statement: The product as described in this report has demonstrated compliance with the Florida Building Code 2020, Sections 1504.3.2.

Product Description: 1" Nailstrip Roof Panel, 24 Ga. Steel, 16" Wide, Roof Panel attaching to 15/32" APA Plywood decking. Non-structural Application.

Panel Material/Standards: Material: 24 Ga. Steel conforming to Florida Building Code 2020 Section 1507.4.3
 Yield Strength: Min. 50.0 ksi
 Corrosion Resistance: Panel Material shall comply with Florida Building Code 2020, Section 1507.4.3

Panel Dimension(s):
 Thickness: 0.024"
 Width: 16" max coverage
 Female Rib: 1" tall
 Male Rib: ¾" tall rib w/ slotted strip.
 Panel Seam: Snap Lock

Panel Fastener:
 Through Panel Slot: (1) #10-13 x 1" GP Pancake Type A
 In Pan of Panel: (2) #10-11 x 1" Eclipse Head Type A
 ¼" minimum penetration through plywood
 Corrosion Resistance: Per Florida Building Code 2020, Section 1507.4.4.


Substrate Description: Min. 15/32" thick, APA Rated plywood over supports at maximum 24" O.C.
 Design of plywood and plywood supports are outside the scope of this evaluation. Substrate must be designed in accordance w/ Florida Building Code 2020.

Allowable Design Uplift Pressures:

Table "A"

Maximum Total Uplift Design Pressure:	59.75 psf	101.0 psf	153.5 psf
Panel Slot Fastener Spacing:	16" O.C.	6 ¾" O.C.	6 ¾" O.C.
Panel Pan Fastener Spacing:	NA	NA	12" O.C.

*Design Pressure includes a Safety Factor = 2.0.



DEC 15 2020

THIS ITEM HAS BEEN DIGITALLY SIGNED AND SEALED BY JOHNATHAN GREEN ON THE DATE ADJACENT TO THE SEAL.

PRINTED COPIES OF THIS DOCUMENT ARE NOT CONSIDERED SIGNED AND SEALED AND THE SIGNATURE MUST BE VERIFIED ON ANY ELECTRONIC COPIES.



- Code Compliance:** The product described herein has demonstrated compliance with The Florida Building Code 2020, Section 1504.3.2.
- Evaluation Report Scope:** The product evaluation is limited to compliance with the structural wind load requirements of the Florida Building Code 2020, as relates to Rule 61G20-3.
- Performance Standards:** The product described herein has demonstrated compliance with:
- UL 580-06 - Test for Uplift Resistance of Roof Assemblies
 - UL 1897-2012 - Uplift Test for Roof Covering Systems
 - TAS 100-95 - Test Procedure for Wind and Wind Driven Rain Resistance of Discontinuous Roof Systems
- Reference Data:**
1. UL 580-94 / 1897-98 Uplift Test
Force Engineering & Testing, Inc. (FBC Organization # TST-5328)
Report No. 72-0314T-06*, Dated 03/24/2007
 2. TAS 100-95
Farabaugh Engineering & Testing, Inc. (FBC Organization # TST-1654)
Report No. T158-07*, Dated 04/05/2007
 3. Certificate of Independence
By Johnathan Green, P.E. (No. 88223) @ Force Engineering & Testing
(FBC Organization # ANE ID: 12901)
- Test Standard Equivalency:** The UL 580-94 test standard is equivalent to the UL 580-06 test standard. The UL 1897-98 test standard is equivalent to the UL 1897-2012 test standard.
- Quality Assurance Entity:** The manufacturer has established compliance of roof panel products in accordance with the Florida Building Code and Rule 61G20-3.005 (3) for manufacturing under a quality assurance program audited by an approved quality assurance entity
- Minimum Slope Range:** Minimum Slope shall comply with Florida Building Code 2020, including Sections 1507.4.2 and in accordance with Manufacturers recommendations.
- Installation:** Install per manufacturer's recommended details.
- Underlayment:** Self-adhered roofing underlayment minimum 40 mil thickness. Per Florida Building Code 2017, Section 1507.1 and manufacturer's installation guidelines.



DEC 15 2020

THIS ITEM HAS BEEN
DIGITALLY SIGNED AND
SEALED BY JOHNATHAN
GREEN ON THE DATE
ADJACENT TO THE SEAL.

PRINTED COPIES OF THIS
DOCUMENT ARE NOT
CONSIDERED SIGNED AND
SEALED AND THE
SIGNATURE MUST BE
VERIFIED ON ANY
ELECTRONIC COPIES.



Roof Panel Fire Classification:

Fire classification is not part of this acceptance.


Shear Diaphragm:

Shear diaphragm values are outside the scope of this report.

Design Procedure:

Based on the dimensions of the structure, appropriate wind loads are determined using Chapter 16 of the Florida Building Code 2020 for roof cladding wind loads. These component wind loads for roof cladding are compared to the allowable pressure listed above. The design professional shall select the appropriate erection details to reference in his drawings for proper fastener attachment to his structure and analyze the panel fasteners for pullout and pullover. Support framing must be in compliance with Florida Building Code 2020 Chapter 22 for steel, Chapter 23 for wood and Chapter 16 for structural loading.


*The Test Reports are owned by Metalforming, Inc. Metalforming, Inc. gives the above manufacturer permission to use these test reports.



DEC 15 2020


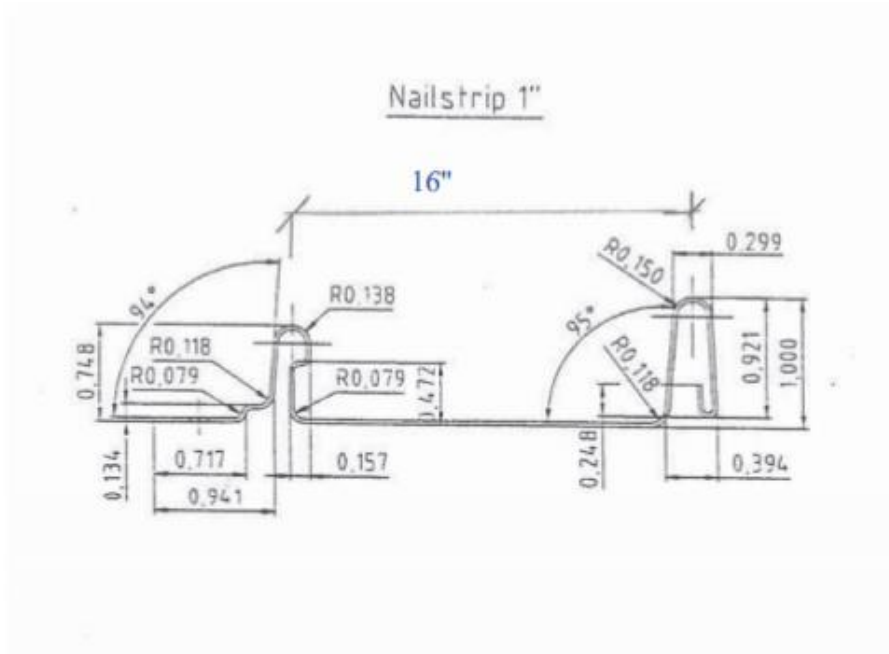
THIS ITEM HAS BEEN DIGITALLY SIGNED AND SEALED BY JOHNATHAN GREEN ON THE DATE ADJACENT TO THE SEAL.

PRINTED COPIES OF THIS DOCUMENT ARE NOT CONSIDERED SIGNED AND SEALED AND THE SIGNATURE MUST BE VERIFIED ON ANY ELECTRONIC COPIES.




Force Engineering & Testing

19530 Ramblewood Drive
Humble, Texas 77338
Phone: (281) 540-6603 FAX: (281) 540-9966
Website: www.forceengineeringtesting.com



THIS ITEM HAS BEEN DIGITALLY SIGNED AND SEALED BY JOHNATHAN GREEN ON THE DATE ADJACENT TO THE SEAL.

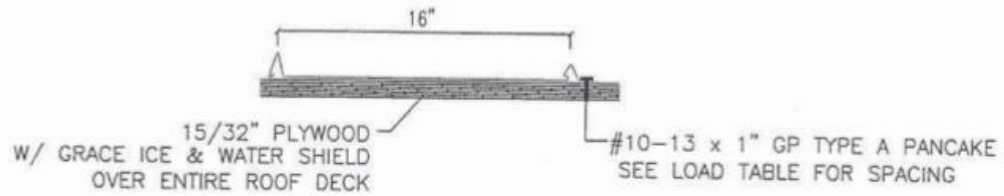
PRINTED COPIES OF THIS DOCUMENT ARE NOT CONSIDERED SIGNED AND SEALED AND THE SIGNATURE MUST BE VERIFIED ON ANY ELECTRONIC COPIES.




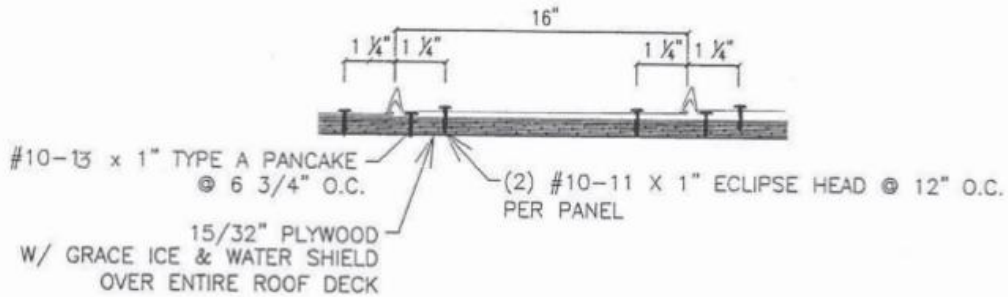
Force Engineering & Testing

19530 Ramblewood Drive
Humble, Texas 77338
Phone: (281) 540-6603 FAX: (281) 540-9966
Website: www.forceengineeringtesting.com

TYPE 1 FASTENER PATTERN (SEE LOAD TABLE)



TYPE 2 FASTENER PATTERN (SEE LOAD TABLE)



DEC 15 2020

THIS ITEM HAS BEEN
DIGITALLY SIGNED AND
SEALED BY JOHNATHAN
GREEN ON THE DATE
ADJACENT TO THE SEAL.

PRINTED COPIES OF THIS
DOCUMENT ARE NOT
CONSIDERED SIGNED AND
SEALED AND THE
SIGNATURE MUST BE
VERIFIED ON ANY
ELECTRONIC COPIES.