


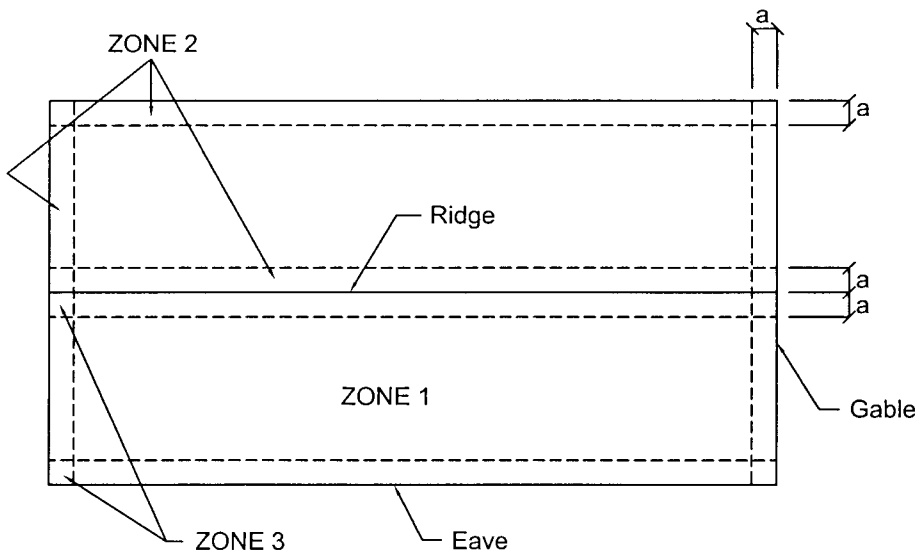
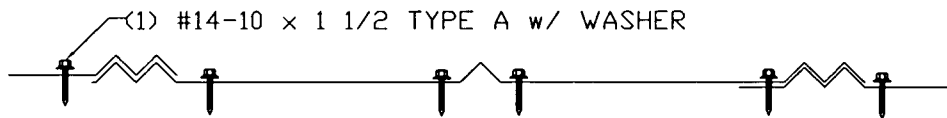
# 5V CRIMP 26 GA. LOAD TABLE OVER PLYWOOD

# GOLDIN METALS

Buildings having a Roof Mean Height  $\leq 20'-0"$ ; Roof Slope:  $3"/12"$  -  $12"/12"$   
Wind Speeds 110-140 mph, Exp C, I = 1.0, based on FLORIDA BUILDING CODE 2004

5 V CRIMP 26 GA. FASTENER SPACING						
ZONE	FASTENER	SUBSTRATE	WIND SPEED ZONE			
			110	120	130	140
			ON CENTER SPACING	ON CENTER SPACING	ON CENTER SPACING	ON CENTER SPACING
ZONE 1	#14-10x1-1/2"	15/32" CDX/ 19/32" CDX	36"	36"	36"	36"
ZONE 2	#14-10x1-1/2"	15/32" CDX/ 19/32" CDX	36"	36"	12"	12"
ZONE 3	#14-10x1-1/2"	15/32" CDX/ 19/32" CDX	36"	36"	12"	12"

STANDARD PATTERN  
PANEL END/END LAP PATTERN



Note: Dimension (a) is defined as 10% of the minimum width of the building or 40% of the mean height of the roof, whichever is smaller, however, (a) cannot be less than either 4% of the minimum width of the building or 3 feet.

JUL 05 2005